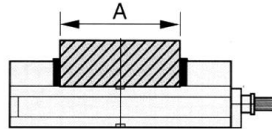


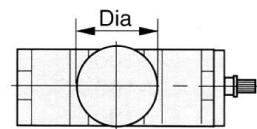
21

MODEL NO.	A	B
DAV-100V	0-75mm	0-75mm
DAV-130V	0-85mm	0-85mm
DAV-160V	0-100mm	0-100mm
DAV-200V	0-150mm	0-150mm



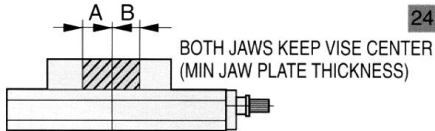
22

MODEL NO.	A=MAX.	A=MIN.
DAV-100V	210mm	80mm
DAV-130V	230mm	60mm
DAV-160V	260mm	60mm
DAV-200V	370mm	90mm



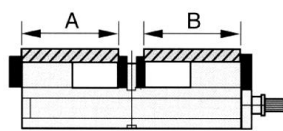
23

MODEL NO.	Dia=MAX.	Dia=MIN.
DAV-100V	180mm	60mm
DAV-130V	220mm	60mm
DAV-160V	230mm	60mm
DAV-200V	340mm	80mm



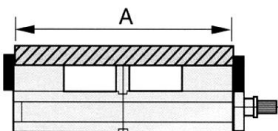
24

MODEL NO.	A=MIN. THICKNESS	B=MIN. THICKNESS
DAV-100V	48mm	48mm
DAV-130V	48mm	48mm
DAV-160V	48mm	48mm
DAV-200V	63mm	63mm



25

MODEL NO.	A=MAX.	B=MIN.
DAV-100V	0-170mm	0-170mm
DAV-130V	0-190mm	0-190mm
DAV-160V	0-220mm	0-220mm
DAV-200V	0-280mm	0-280mm



26

MODEL NO.	A=MAX.	A=MIN.
DAV-100V	400mm	260mm
DAV-130V	440mm	280mm
DAV-160V	490mm	300mm
DAV-200V	630mm	340mm

<p>11</p>	<p><b>1. Precision Clamping Mechanism and Patented Lock-down System</b></p> <p>1.1 The work pieces are held securely and precisely for heavy machining.</p> <p>1.2 Clamping range is freely adjustable from 0 - to the maximum jaw opening for each work piece.</p>
<p>12</p>	<p><b>2. Work piece tolerance must be ±2mm</b></p> <p>2.1 The vice can clamp multiple parts without adjustment provided the parts are within a tolerance of ±2mm, making it ideal for casting. Clamping force is equal on each part.</p>
<p>13</p>	<p><b>3. Install Part A first, then Part B. When uninstalling, remove Part B then Part A</b></p> <p>3.1 Place Part A in the vice and lightly clamp the piece. Place Part B in the vice and clamp. The clamping pressure will be the same on each piece.</p> <p>3.2 When removing the parts, first unclamp Part B then Part A.</p>
<p>14</p>	<p><b>4. Large work pieces in square, rectangle and round can be gripped</b></p> <p>4.1 By removing the stationary jaw, larger parts can be held.</p> <p>4.2 Jaws clamp simultaneously with equal clamping force. The vice can be used as a self-centring vice. Other jaws are available on indent.</p>
<p>15</p>	<p><b>5. Rigid, precision-designed for CNC machines</b></p> <p>5.1 Material ductile iron FCD 60kgs/mm<sup>2</sup> - 80,000psi tensile strength.</p> <p>5.2 Vice bed flame-hardened to HRC45 to resist wear and maintain accuracy.</p>
<p>16</p>	<p><b>6. Lock-down mechanism on jaws prevents parts lifting</b></p> <p>6.1 Both movable jaws feature the lock-down mechanism that prevents parts lifting.</p> <p>6.2 The lead-screw has a chip-way cover to protect the screw from swarf.</p>